



District Report Card: 2017


State: Kerala	District: Pathanamthitta
Class: 3	Subject: Language
Schools: 61	Students: 1002


Participation/Coverage


Students

<div>GENDER</div> <div></div>	Boys				Girls			
	Number		%		Number		%	
	501		50.00		501		50.00	

<div>AREA</div> <div></div>	Rural				Urban			
	Number		%		Number		%	
	847		84.53		155		15.47	

<div>CATEGORY</div> <div></div>	SC		ST		OBC		GEN	
	Number	%	Number	%	Number	%	Number	%
	287	28.64	13	1.30	331	33.03	371	37.03

<div>CWSN</div> <div></div>	LD	VI	HI	S&LD	ID	Oth
	1	3	0	0	5	8

<div>Management</div> <div></div>	Government			Government-aided		
	Number		%	Number		%
	572		57.09	430		42.91

Average Performance of Students in Language (%)

Overall	Gender		Area		Management		Social Group			
	Male	Female	Rural	Urban	Govt.	Aided	SC	ST	OBC	GEN
72.05	71.18	72.92	71.44	75.40	71.88	72.28	70.57	56.41	72.19	73.62

Performance on Learning Outcomes (LOs)

Learning Outcomes	Description	Average Performance(%)
L304	Reads small texts with comprehension i.e., identifies main ideas, details, sequence and draws conclusions	70.63
L312	Reads printed scripts on the classroom walls: poems, posters, charts etc.	74.89

Range of Performance of Students who Answered Correctly							
Below 30%		30% - 50%		50% - 75%		Above 75%	
Number	%	Number	%	Number	%	Number	%
41	4.09	103	10.28	385	38.42	473	47.21

Lowest Performing Learning Outcomes (LOs)

- 1 - Reads small texts with comprehension i.e., identifies main ideas, details, sequence and draws conclusions (70.63)
- 2 - Reads printed scripts on the classroom walls: poems, posters, charts etc. (74.89)